




Construction

Veolia Environmental Services understands the issues the construction industry faces.

Your Needs:

Our Solutions:



Quick response time

To avoid unscheduled work interruptions.

Changing service requirements

Because your schedule changes from week to week, job to job.

Variety of service options

Paying for only as much capacity as you need.

Disposal alternatives

Finding the best, most economical way to dispose of varying materials.

Service guarantee

Veolia Environmental Services comes when you call. Guaranteed.

Flexible service schedules

Veolia Environmental Services tailors our schedule to suit yours.

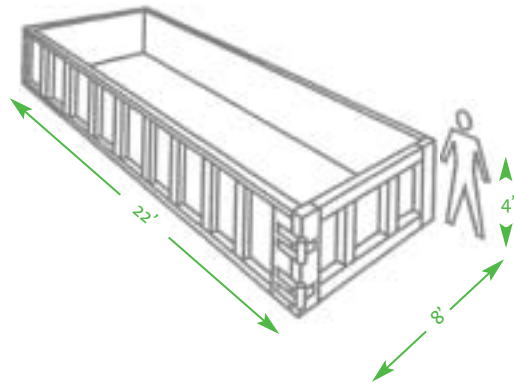
Need-based container types

Just the right size and type for the job.

Ongoing disposal analysis

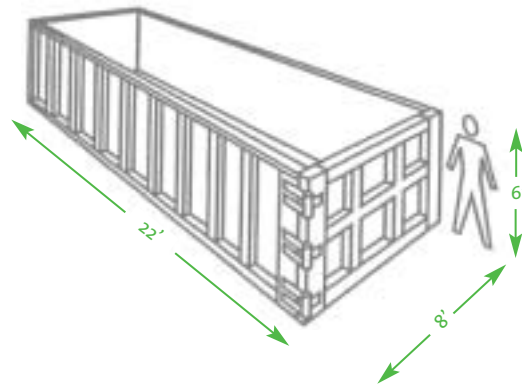
Veolia Environmental Services analyzes your needs to ensure that you receive the most economical disposal option.





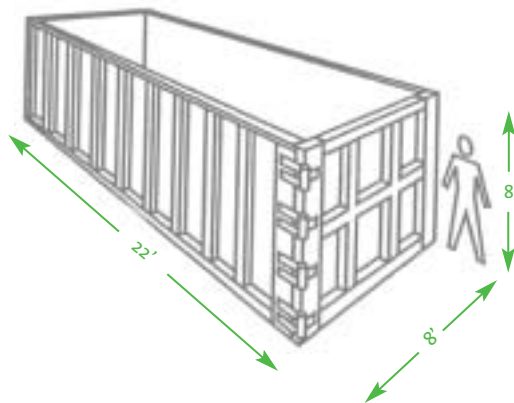
20-Yard Open-top Container

20-yard containers are used for extremely heavy materials such as dirt, rock and concrete.



30-Yard Open-top Container

30-yard containers are used for a mixture of materials such as wood, sheet rock and metal.



40-Yard Open-top Container

40-yard containers are used mainly for larger, bulkier items that are not extremely heavy.



Veolia ES Solid Waste

125 South 84th Street, Suite 200
Milwaukee, WI 53214
Tel: 1-800-372-1020
Fax: 414-479-7400
www.VeoliaES.com

*Ask your representative
about container enclosure
specifications.*